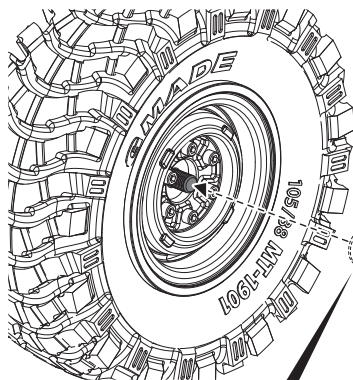
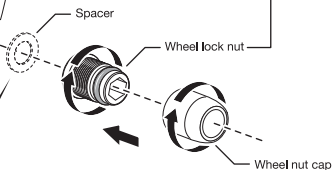
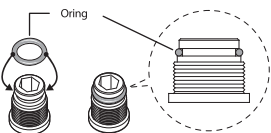


Gmade wheel hub Instructions

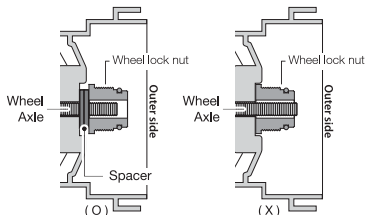


⚠ Be careful with the position of oring

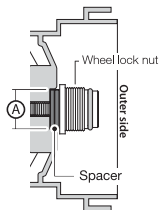


Spacer use guide

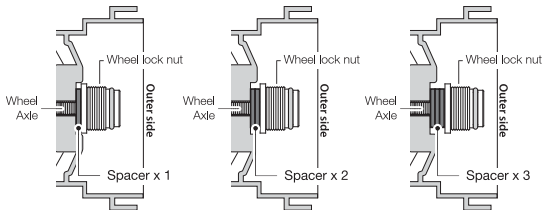
[1] In case of long wheel axle



[2] In case (A) part has smaller diameter than wheel nut's



[3] Adjusting wheel nut offset



Pieces included

- Wheel lock nuts
- Wheel nut caps
- Spacers
- Orings
- Allen wrench

- ⚠ - Please read all instructions prior to assembling wheel hub.
 - Do not over tighten wheel lock nut.

GMADE
www.gmade.net

Made in Korea